





Maintenance of Teknek Rubber Rollers

ROLLER DOCTOR 






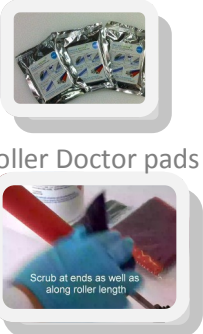


Timing	Action	Instruction
Daily	Remove a layer of adhesive	<p>After approximately 8 hours, remove a layer of the adhesive roll.</p> <p>This time is an estimate—condition of the material being cleaned and the speed of the product will determine time period that will be used</p>
Weekly	<p>Clean Rubber rollers with Tekwipes—MI6700</p> <p>Other than Tekwipes and Roller doctor –do not use any other liquid or wipe on Teknek Rollers!</p> <p>Do not operate the machine for 15 minutes after cleaning the rollers</p>	<div style="display: flex; justify-content: space-around; align-items: center;"> <div style="text-align: center;">  <p>Traditional Roller</p> </div> <div style="text-align: center;">  <p>Ultraclean Roller</p> </div> <div style="text-align: center;">  <p>Nanoclean 60 Roller</p> </div> </div>
Every three months	<p>Clean all Rubber Rollers with Roller Doctor system. (see video on web site)</p> <p>www.teknek.com/rollerdoc</p> <p>Other than Tekwipes and Roller Doctor—Do not use any other liquid or wipe on Teknek Rollers!</p> <p>Do not operate the machine for 30 minutes after cleaning the rollers</p>	<p>Roller doctor Kit</p> <p>Pad, Tekwipes and gloves</p> <p>www.teknek.com - see video</p> <p>Warning: do not allow Roller Doctor Solution to come into contact with plastic parts as damage may occur.</p> <div style="text-align: right;">  </div>

Maintenance of Teknek Rubber Rollers when cleaning:- Films—web




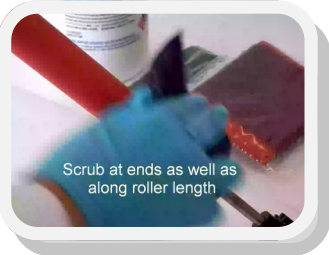




ROLLER DOCTOR 

Timing	Action	Instruction
Each Shift	Remove a layer of adhesive each shift.	After approximately 8 hours, remove a layer of the adhesive roll. Note—the adhesive will fill up where the film edge is being cleaned. The centre will look clean but the layer MUST be replaced.
Daily	Clean Rubber rollers with Tekwipes Part # MI6700 Other than Tekwipes and Roller doctor –do not use any other liquid or wipe on Teknek Rollers! Do not operate the machine for 15 minutes after cleaning the rollers	 Traditional Roller  Ultraclean Roller  Nanoclean 60 Roller
Every Week Roller Doctor wipes Part # MI63966	Vigorously clean the Rubber Rollers with Roller Doctor Wipes* then Tekwipes(see video on web site) www.teknek.com/rollerdoc Other than Tekwipes and Roller doctor –do not use any other liquid or wipe on Teknek Rollers! Do not operate the machine for 30 minutes after cleaning the rollers	 Roller Doctor wipes  Tekwipes <p>Do not let the Roller Doctor Wipe dry out on the roller.</p> <p>Immediately clean the roller with Tekwipes</p> <p>*Roller Doctor pads</p>  <p>Scrub at ends as well as along roller length</p> <p>Warning: do not allow Roller Doctor Solution to come into contact with plastic parts as damage may occur.</p>
Every Month	Use Roller Doctor Pads before weekly cleaning with Roller wipes.	Once a month use the roller Doctor Pads to assist with the weekly cleaning routine. Clean the roller with the pads and then carry out the weekly cleaning procedure as shown above.

Maintenance of UTF Rubber Rollers when cleaning:- Sheeted Films (Diffuser films, Polariser films etc.)



Timing	Action	Instruction
<p>Each Shift</p>	<p>Remove a layer of adhesive each shift. AREP (EcoPaper)</p>	<p>After approximately 8 hours, remove a layer of the adhesive roll. Note—even if the adhesive looks “clean” the layer MUST be replaced.</p>
<p>Daily Roller Doctor wipes Part # MI63966 Tekwipes Part # MI6700</p>	<p>Clean Rubber rollers with Roller Doctor wipes and Tekwipes Other than Tekwipes and Roller doctor –do not use any other liquid or wipe on Teknek Rollers! Do not operate the machine for 30 minutes after cleaning the rollers</p>	<div style="display: flex; justify-content: space-around; align-items: center;"> <div style="text-align: center;">  <p>Remove rollers from machine</p> </div> <div style="text-align: center;">  <p>Clean with Roller Doctor wipes</p> </div> <div style="text-align: center;">  <p>Immediately clean with Tekwipes</p> </div> <div style="text-align: center; color: red; font-weight: bold;"> <p>Wait 30 mins before Starting machine</p> </div> </div>
<p>Every Month Roller Doctor Pad Part # PL63097SP</p>	<p>Vigorously clean the Rubber Rollers with Roller Doctor Pad then Tekwipes (see video on web site) Other than Tekwipes and Roller doctor –do not use any other liquid or wipe on Teknek Rollers! www.teknek.com/rollerdoc Do not operate the machine for 30 minutes after cleaning the rollers</p>	<div style="display: flex; justify-content: space-around; align-items: center;"> <div style="text-align: center;">  <p>Scrub at ends as well as along roller length</p> <p>Roller Doctor Pads</p> </div> <div style="text-align: center; color: red; font-weight: bold;"> <p>Do not let the Roller Doctor Wipe dry out on the roller. Immediately clean the roller with Tekwipes</p> </div> <div style="text-align: center;">  </div> <div style="text-align: center;">  <p>Tekwipes</p> </div> <div style="text-align: center; color: red; font-weight: bold;"> <p>Wait 30 mins before Starting machine</p> </div> </div>

Warning: do not allow Roller Doctor Solution to come into contact with plastic parts as damage may occur.

